



Annual Report Summary 2010/11



chatham islands council

CHATHAM ISLANDS COUNCIL DIRECTORY

THE ORGANISATION

COUNCIL AND MANAGEMENT

MAYOR

Alfred W Preece
awpreece@xtra.co.nz

DEPUTY MAYOR

Jeffrey Clarke
jc.sean@xtra.co.nz

COUNCILLORS

Monique Croon
balboa@xtra.co.nz

Dale Whaitiri
dandale@xtra.co.nz

Gregory Horler
grhorler@farmside.co.nz

Ronald Tuuta
ron.asl@xtra.co.nz

Nathaniel Whaitiri
thanielandretta@xtra.co.nz

Nigel C Ryan
nigel.lou-ryan@hotmail.com

Keri Day
keri_day@xtra.co.nz

COUNCIL STAFF

General Manager
Owen Pickles
owen@cic.govt.nz

Corporate Services Manager
Deborah Goomes
deborah@cic.govt.nz

Emergency Management
Co-ordinator
Rana Solomon
rana@cic.govt.nz

ENGINEERS

MWH Ltd (Christchurch)
(MWH New Zealand Ltd)
Charles Mellish, Murray Keast,
Andrew MacDonald, John Cocks

CONTRACTORS

Environment Canterbury
Downer Edi Works - Alan Stanton

RESOURCE MANAGEMENT

Beca Carter Hollings & Ferner Ltd
(Christchurch) - Paul Whyte

SOLICITORS

Macalister Mazengarb - Robin
Buxton
Wynn Williams
Simpson Grierson - Johnathan Salter

BANKERS ANZ

(Waitangi - Chatham Islands)

AUDITORS

Audit New Zealand
(on behalf of the Auditor General)

ADDRESS

Chatham Islands Council
PO Box 24
Tuku Road
Waitangi
Chatham Islands

Ph: (03) 3050 033

(03) 3050 034

Fax: (03) 3050 044

Email: info@cic.govt.nz

Web: www.cic.govt.nz

From the Mayor and the General Manager

This document sets out the Council's performance in achieving our goals to the end of June 2011. It has been a year of establishing relationships and setting the foundations for some larger developments ahead.

RELATIONSHIPS

During the year we made several visits to Wellington to meet decision-makers with influence over Chatham Islands affairs. This began in August 2010 when a delegation from the Chatham Islands Council and Chatham Islands Enterprise Trust (CIET) met with the Prime Minister Rt. Hon John Key. Regular meetings have followed with Hon. Chris Finlayson, Hon. Nathan Guy and others.

We also acknowledge the efforts of the Chatham Islands Federated Farmers who arranged for a group of Ministers to visit the Chatham Islands, which created an awareness of Chatham issues among a wider government audience.

We are also pleased with the support and assistance provided by CIET which has led to several achievements during the year.

It was also good to finally connect with the Pitt Island community and we intend making a visit to that community twice per year.

ACHIEVEMENTS

- The provision of a warm homes programme (with funding support from CIET), which provided Chatham Islands homeowners access to Government funding assistance for home insulation and heating appliances. The provision of a loan scheme with repayments made through rates over time made the scheme affordable for many.
- The Governments recognition of the need to repair or replace the wharf at Waitangi and to provide some protection (possibly a breakwater) to enable the port to become an all weather facility.
- The selection of a site for the proposed sanitary landfill became a contentious issue within the community with popular demand resulting in the selection of a site near Owenga. This is the cornerstone development within the Council's waste management strategy. There is now much to do over the next 24 months.
- The provision of new seal on the road through the Owenga village. This project will be completed in the new financial year.

FRUSTRATIONS

- Having three water supply projects at Kaingaroa, Owenga and Waitangi ready to go but still waiting on funding decisions from the Ministry of Health.
- The effort required to recover outstanding debts and the cash flow difficulties which these debts can cause. The dues owed by Black Robin Freighters and Black Robin Freighters in receivership are a major contributor to this frustration.

FINANCIAL RESULTS

This Annual Report details the financial results for the year, most of which can be described as satisfactory. Council has made a deficit of \$111,099. This deficit was caused by the loss on the disposal of assets. The loss on the disposal of assets had no impact on Council's cash position. One area that was, and still is, a test for Council is its cash flow. The tight cash position of Council has been caused by the slow and often erratic payment of Council Dues by shipping companies serving the Islands. Council has been reluctant to take actions against the companies as the community has, for the first time in a long while, enjoyed enough capacity to serve its transport needs. Council is a preferential creditor under the Chatham Islands Council Act 1995, a position which provides some comfort.

ACKNOWLEDGEMENTS

During the year the Council elections were held. We thank those Councillors who served pre-election and we welcome some new faces to the Council table. As a team we look forward to serving the community. We extend our appreciation to the Council Staff, Consultants and Contractors and look forward to a year of progress ahead.



Alfred W M Preece
Mayor



Owen Pickles JP
General Manager



Community Outcomes

A review of the Community Outcomes was undertaken during the year ended 30 June 2006. These outcomes form the basis of the Council's 2009-19 Long Term Community Plan, which came into effect on 1 July 2009.

The Community Outcomes reflect the following local priorities:

- Social Well-being: a safe and healthy community;
- Economic well-being: an enterprising and innovative community;
- Environmental well-being: an environmentally conscious community; and
- Cultural well-being: a culturally enriched community.



Council Responsibilities, Issues and Projects during 2010/11

DEMOCRACY

Democracy includes planning and support for Council and its Committees, the provision of information regarding Council business, and the general oversight of the processes that underpin representative local government in the Chatham Islands Territory, which includes elections.

1. Providing effective governance and leadership to the Chatham Islands community

Measure	Target	Actual
The percentage of residents who feel confident that council decisions are made in the best interests of the community.	85% of residents are confident or very confident. (Measured by annual survey, on a scale of very confident, confident, unconfident, very unconfident).	Overall, 70% of respondents were confident or very confident, 16% not confident or not very confident and 14% had no opinion that Council decisions are made in the best interests of the community. This year's result is less than the target of 85% set in the LTCCP, but a significant improvement on that reported in 2009/10 of 57%.
The percentage of residents who are satisfied with the advocacy by the mayor and councillors on behalf of the community.	85% of residents are satisfied or very satisfied. (Measured by annual survey, on a scale of very satisfied, satisfied, dissatisfied, very dissatisfied).	Overall, 70% of respondents were satisfied or very satisfied, 14% dissatisfied or very dissatisfied and 16% had no opinion. Again, this year's result is lower than the 85% set in the LTCCP. Satisfaction is 5% lower than reported in 2009/10.
Voter turnout.	In top quartile of New Zealand Territorial Authorities greater than 60%.	Achieved. There was a 69.4% voter turnout for the 2010 Local Authority Elections.

2. Meeting legislative requirements for governance, planning and reporting

Measure	Target	Actual
The percentage of official meetings of elected representatives conducted in compliance with the Local Government Official Information and Meeting Act 1987 and Council Standing Orders.	100%.	Achieved.
LTCCP/Annual Plan and Annual Report compliant with the Local Government Act 2002.	Audited without qualification.	Achieved. Audited without qualification.
The Council's governance statement is kept up to date.	Kept up to date with legal requirements.	Achieved. An up-to-date governance statement that meets legal requirements is in place.



Council Responsibilities, Issues and Projects during 2010/11

INFRASTRUCTURE

LAND TRANSPORT (ROADING)

Council is responsible for all public roads on the Chatham Islands and for all roading related assets – footpaths, kerbs, street lighting and signs.

Measure	Target	Actual
The percentage of maintenance work identified in the Annual Roading Strategy undertaken.	100%.	100% of maintenance work was identified and completed.
Number of motor vehicle crashes causing injury.	Less than three injury crashes.	Achieved. There were no accidents causing injury.
The percentage of projects identified in the Annual Roading Strategy to address black/grey accident spots completed.	100%.	100%. No black/grey spots.
The number of infestations of plant pests within the road reserve found in quarterly inspections.	None.	No infestations reported. Plant infestation is based primarily on no observed infestations during MWH's quarterly network inspections. This is also supported by no public complaints being received.
The number of requests or complaints about the road network.	No more than 10 complaints a year.	In total, 17 complaints were received. There were three pothole/slip complaints, three culvert/drainage complaints, four signage complaints, two vegetation complaints, one vehicle complaint, one damage to bridge complaint, two lighting complaints, and one complaint for footpaths. Complaints were addressed through the work programme.
The time to respond to written requests or complaints.	100% within five working days.	Depending on the nature of the request/complaint, complaints are addressed by either Downer EDI or MWH. 59% of requests/complaints were responded to within five working days. The 41% of complaints not responded to within 5 days were due to the nature of the request/complaint. The isolation of the Chatham Islands was a factor, especially in regards to the practicality and timing of on-island visits.
The percentage of residents who are satisfied with the over-all extent and safety of the urban and rural road network.	75% of residents are satisfied or very satisfied (measured by annual survey, on a scale of very satisfied, satisfied, dissatisfied, very dissatisfied).	Overall, 46% of respondents were satisfied or very satisfied, 32% dissatisfied or very dissatisfied and 22% had no opinion. This is still a significant way off the 75% target in the LTCCP. Satisfaction is 6% lower than that reported in 2009/10 (52%).

SOLID AND HAZARDOUS WASTE MANAGEMENT

Council provides waste management services for public health reasons and to protect the environment. The current system provides refuse disposal sites at Te One, Owenga and Kaingaroa. These sites are 24-hour operations with no supervision. The Government has agreed to assist the Council in the establishment of a waste management system that will meet modern health and environmental standards.

Measure	Target	Actual
The percentage of the population within 20 km of a transfer station or landfill.	75%.	75% of residents live within 20 km of the three refuse sites provided.
The number of complaints about facilities.	No more than two complaints a year.	Achieved. No complaints received.
The time to respond to written requests or complaints.	100% within five working days of notification.	Achieved. No complaints received.



Council Responsibilities, Issues and Projects during 2010/11

WATER SUPPLY

The capabilities that contribute to this activity include:

- The provision of a public water supply to consumers in Waitangi village; and
- The provision of fire fighting capability to Waitangi village

Providing a safe and reliable water supply for Waitangi village

Measure	Target	Actual
Compliance of monthly water quality testing with New Zealand Drinking Water Standards.	100 % compliant.	The Waitangi water supply currently complies with the New Zealand Drinking Standards (DWSNZ) 2008.
The percentage of customers who are satisfied with the Waitangi water supply scheme.	80% of customers are satisfied or very satisfied. (Measured by annual survey, on a scale of very satisfied, satisfied, dissatisfied, and very dissatisfied).	24% of respondents (12) were connected to the Waitangi water supply. Of those that were connected, 100% of those connected were very satisfied or satisfied. This result exceeds the target of 80%.
The number of complaints about the water supply.	No more than five complaints a year.	Achieved . Two complaints were received. However, both complaints were not related to Council's water supply.
The time taken to respond to complaints and to restore lost supply.	95% of complaints are responded to within 2 hours and lost supply restored within 8 hours of notification.	Achieved. Complaints were responded to immediately. There were no supply outages of more than 8 hours.

STORMWATER

Council's main role is to control the level of the Te Whanga lagoon by opening the Hikurangi channel as and when required. This is necessary to protect the land surrounding Te Whanga from inundation and to maintain the balance of marine life within the lagoon. There is a small amount of urban stormwater reticulation within Waitangi village.

1. Managing the level of Te Whanga and minimising the flooding of land

Measure	Target	Actual
The frequency of opening Te Whanga outlet.	Te Whanga outlet will be opened a minimum of once every 2 years or more frequently as required.	Te Whanga outlet was opened once during 2010/11. No opening was required during 2009/10.

SEWERAGE (WASTEWATER)

Council owns and operates the Waitangi village sewerage network.

1. Providing a reliable, environmentally friendly sewerage system

Measure	Target	Actual
Compliance with resource consent conditions (monthly monitoring of the system and an annual soil test).	100% compliance, other than minor non-compliance with nil or minor short-term adverse environmental effects.	Achieved. 100% compliance, other than minor non-compliance with nil or minor short-term adverse environmental effects. No incidences of non-compliance were reported.
The number of complaints about odours or any other nuisances.	No more than two complaints a year.	Achieved. No complaints about odours were received.
The time taken to respond to complaints of loss of service and to restore lost service.	95% of complaints are responded to within 2 hours and investigated within 12 hours and minor faults remedied within 24 hours of notification.	Achieved. Downer NZ Ltd is responsible for responding to complaints for loss of service. No complaints were received.



Council Responsibilities, Issues and Projects during 2010/11

COMMUNITY AND REGULATORY SERVICES

COMMUNITY SERVICES

This group of activities includes the following operations: Arts and Heritage (including the Chatham Islands Museum), the Morgue, Cemeteries, Community Support, Housing, the Town Hall, Parks and Reserves, Library Services, Public Conveniences and Grants and Donations.

Council provides grants and donations for social and community development groups. Council also assists community groups when they attempt to access funding from non-council sources. Council also works with specific sectors of the community and acts as a liaison between community organisations and develops partnerships with and between Central Government and non-government organisations.

1. Providing Community Services

Measure	Target	Actual
The percentage of residents who are satisfied with community services.	85% of residents are satisfied or very satisfied. (Measured by annual survey, on a scale of very satisfied, satisfied, dissatisfied or very dissatisfied).	Overall, 66% of respondents were satisfied or very satisfied, 16% dissatisfied or very dissatisfied and 18% had no opinion. There is still a way to go to reach the LTCCP target of 85%.
The number of complaints about community services.	No complaints.	Actual – Community buildings (Hall), 2; – Public Toilets, 2; – Morgue 1; and – Community housing, 16.
Time taken to respond to complaints about operations and facilities and to remedy faults.	100% are investigated within 12 hours and minor faults remedied within 24 hours of notification.	Not achieved. 57% of complaints were responded to within 12 hours (12 complaints). There were nine responses for housing, two responses for the Hall and two responses for the public toilets. 43% of complaints required further investigation or inspection work.
Compliance with NZS 5828 for safety of playground equipment.	100% compliance.	Achieved.
The occupancy rate for council housing.	Greater than 95%.	100% occupancy was achieved.
The increase in the number of social houses on the Chatham Islands, in collaboration with Housing New Zealand and Chatham Islands Housing Trust.	Two new houses.	There was no increase in the number of social housing. However, the Housing Trust supported the application submitted by Ngati Mutunga o Wharekauri Iwi Trust for the establishment of Papakainga housing. This application was successful.

2. Provision of a local Library Service

Measure	Target	Actual
Community satisfaction with the existing Library service.	100%.	Not achieved. The following question was asked: "How satisfied are you with community services such as the maintenance of parks, council buildings and cemeteries, the library and the provision of grants?" Overall, 66% of respondents were satisfied or very satisfied, 16% dissatisfied or very dissatisfied and 18% had no opinion. There is still a way to go to reach the LTCCP target of 85%.
Renewal of library books.	Books renewed every six weeks.	Not achieved. Books were renewed every two months through Council's arrangement with Wellington City Council.

LICENSING AND BUILDING

The Resource Management Act 1991 charges Council with the statutory function of receiving, processing and granting resource consents, including certificates of compliance. Council is responsible for Regional, District and Coastal functions. There are five types of consents that Council must process:

- Land use, including the erection of buildings and land disturbance, including the use of riverbeds and lakes;
- The subdivision of land;
- Coastal marine functions including the reclamation of the foreshore or seabed, the erection or demolition of structures and occupancy of the coastal marine area, including marine farming;
- Water, including the taking, damming or diversion of water;
- The discharge of contaminants into the environment being water, land and air.

The majority of resource consents are approved subject to conditions. Council will work closely with consent holders to ensure compliance.



Council Responsibilities, Issues and Projects during 2010/11

1. Processing liquor licenses and building consents

Measure	Target	Actual
The percentage of applications processed within statutory timeframes.	95%.	Liquor Licenses – 23 applications were received. 57% (13 licenses) were issued within statutory timeframes. Building Consents – achieved 100%. The Chatham Islands Council no longer issues building consents. 21 building consents were applied for during 2010/11. This function is performed by Christchurch City Council.

2. Monitoring and enforcing compliance with liquor licenses and building consent conditions

Measure	Target	Actual
The frequency of inspections of food premises, and premises registered as hairdressers, camping grounds, offensive trades, funeral directors and mobile traders to assess compliance with public health standards.	At least one inspection annually.	Achieved. One inspection was undertaken by a Health Protection Officer through Council's arrangement with Hawkes Bay District Health Board. Ten of the 11 food premises were inspected in November 2010.
The number of complaints about non-compliance with consent conditions.	No more than five complaints a year.	Achieved. No complaints were received.
Time taken to respond to complaints about non-compliance with consent conditions.	100% are resolved or have a resolution strategy in place within 21 days of notification.	Achieved. No complaints were received.

DOG AND ANIMAL CONTROL

Council carries out animal control functions in accordance with the Dog Control Act 1996, the Impounding Act 1995 and animal control laws. This includes the control of dogs, stock on public roads and other domestic animals. A large part of the activity involves dogs and dog registrations.

Measure	Target	Actual
The number of complaints about dog and animal control.	No more than five complaints a year.	Not achieved. There were three dog complaints and eight stock complaints.
The time taken to respond to complaints.	100% are responded to as follows: a. Dog attacks and rushes attended to within 1 hour of notification. b. Possible threats to public safety attended to within 5 hours. c. Complaints of general nuisance attended to within 48 hours. d. All other complaints investigated within 2 working days.	Achieved. a. Not achieved. Three dog attacks were reported in relation to dog attacks on animals. These were not responded to within 1 hour. b. No complaints on possible threats to public safety were received. c. Achieved. Complaints received were minimal. All seven complaints were responded to within required timeframes. d. Achieved.
The number of island-wide inspections (including Pitt Island) carried out each year to make sure dogs are registered and to check animal welfare.	Two inspections.	Not achieved. One inspection was undertaken.
The percentage of residents who are satisfied with dog and animal control services.	100% of residents are satisfied or very satisfied. (Measured by annual survey, on a scale of very satisfied, satisfied, dissatisfied, and very dissatisfied).	Overall, 51% of respondents were satisfied or very satisfied with dog and animal control, 27% dissatisfied or very dissatisfied, and 18% had no opinion. These figures are significantly less than the 100% identified in the LTCCP and a decrease on the 55% reported in 2009/10.
The level of cost recovery achieved through registration fees and fines.	100%.	Not achieved. 61% cost recovery. This figure is 2% lower than that reported in 2009/10 (63%).



Council Responsibilities, Issues and Projects during 2010/11

ENVIRONMENTAL SERVICES

RESOURCE MANAGEMENT

Council's Environmental Activity is carried out to meet the requirements of the Resource Management Act 1991 (RMA). This function requires the monitoring and reporting on the state of the Chatham Islands environment – its land, air, water and coastal resource. The RMA also requires a review, at not less than 10-year intervals, of the policy for managing the natural and physical resources of the Chatham Islands.

1. Authorising the use of natural and physical resources

Measure	Target	Actual
The percentage of resource consents processed within statutory timeframes.	100%.	Achieved. Eight consents were issued. Seven subdivision consents were issued and one boundary consent was issued.

2. Responding to breaches of the Resource Management Act

Measure	Target	Actual
The time taken to respond to and initiate investigations for: <ul style="list-style-type: none"> Breaches of the Resource Management Act; and Breaches of consent conditions. 	Within 1 hour of notification.	No complaints were received.
The time taken to develop a plan to resolve individual breaches.	80% within 1 week and 100% within 1 month.	No complaints were received.

3. Keeping the Resource Management Document up to date and compliant with legislative requirements

Measure	Target	Actual
Efficiency and effectiveness review of the Chatham Islands Resource Management Document.	The review will be completed 2011/12 and will be repeated in 2014/15.	To be completed.
Full review of the document.	Will be undertaken in 2011/12.	Yet to be undertaken.
Changes to the Chatham Islands Resource Management Document are drafted, so as to give effect to the New Zealand Coastal Policy Statement (NZCPS) as necessary.	Will be undertaken in 2011/12.	Yet to be undertaken.

4. Maintaining the water quality of Chatham Islands rivers and streams

Measure	Target	Actual	2010/11	2009/10		
Nutrient concentrations.	Annual median nitrogen concentrations (DIN) are maintained or reduced.	Not achieved. Nutrient concentrations have increased at ten sites and have decreased at three sites. Note: The variances in nutrients are very small and are considered biologically insignificant.	Streams	DIN (MG/L)	Streams	DIN (MG/L)
			Awamata Creek	0.012	Awamata Creek	0.01275
			Awatotora Creek	0.009	Awatotora Creek	0.00625
			Te Awainanga River	0.020	Te Awainanga River	0.0095
			Washout Creek	0.053	Washout Creek	0.0845
			Whangamoe Stream	0.024	Whangamoe Inlet Stream	0.022
			North Rakatahi trib	0.008	Trib draining Rakatahi	0.01725
			Blind Jims Creek	0.012	Blind Jims Creek	0.00725
			Waitaha Creek	0.019	Waitaha Creek	0.01825
			Mangape Creek	0.071	Mangape Creek	0.08575
			Mangahou Creek	0.010	Mangahou Creek	0.01975
			Te One Stream	0.015	Te One Stream	0.0175
			Waimahaha Creek	0.022	Waimahaha Creek	0.01725
			Wairamaki Creek	0.023	Wairamaki Creek	0.01475

5. Maintaining the water quality of Chatham Islands lakes

Measure	Target	Actual	2010/11	2009/10	Key		
The trophic state (Trophic Level Index, TLI) of lakes.	The TLI of lakes is not increasing.	The TLI at increased at two sites, remained static at one site and decreased at two sites.	Lake Huro	Meso	Lake Huro	Meso	Hypertrophic Supertrophic Eutrophic Mesotrophic Oligotrophic
			Te Wapu	Meso	Te Wapu	Meso	
			Marakapia	Hyper	Marakapia	Hyper	
			Tennants	Super	Tennants	Super	
			Rangatai	Meso	Rangatai	Eutro	



Council Responsibilities, Issues and Projects during 2010/11

6. Maintaining the water quality of Te Whanga

Measure	Target	Actual	2010/11			2009/10			
The percentage of times a year when chlorophyll concentrations at a site are less than 4 milligrams per litre (ANZECC 2000 trigger value).	The percentage is increasing.	Not achieved. Some readings have increased and some readings have decreased.	Northern Basin	Date	Chl.a (ug/L)) <i>plankton</i>	Site: Te Whanga Lagoon	Date	Chl.a (ug/L)) <i>plankton</i>	
				16-Sep-10	134.7		Northern Basin	18-Sep-09	20.5
				11-Dec-10	2.4			14-Dec-09	6.7
			Central Basin	19-mar-11	6	Central Basin	17-mar-10	18.7	
				9-Jun-11	4			12-Jun-10	6.2
				20-Sep-10	3.7			17-Sep-09	1.4
				8-Dec-10	0.8			10-Dec-09	0.9
				20-Mar-11	2.5			16-Mar-10	2.1
				8-Jun-11	4			10-Jun-10	7.9
			Southern Basin	20-Sep-10	8.3	Southern Basin	18-Sep-09	7.3	
				9-Dec-10	2.2			12-Dec-09	0.7
				19-Mar-11	2.5			16-Mar-10	4.2
				10-Jun-11	4			10-Jun-10	1.3

BIOSECURITY

Council carries out pest management in accordance with the National and Regional Pest Management Strategies, which have been prepared in conjunction with stakeholders and which comply with the Resource Management Document.

1. Preventing the arrival and establishment of new pests

Measure	Target	Actual
Results of inspection of at risk sites.	Improving trends.	Achieved. SPS carried out intensive surveillance of "high risk" sites for new pests. Locations included the airport, wharfs, fish factory areas, selected tourist sites/reserves and key infrastructure areas. As a result of the last three pest surveys by SPS Biosecurity the following issues were identified: <ul style="list-style-type: none"> • Four "new to Chathams" insects were identified: Lemon Tree Border, Leaf Mining Epiphthora, Eriophyd Mite (<i>Nameriophyres sapidae</i>) and a Gisborne Cockroach. One new species of marsh thistle, <i>Cirsium palustre</i>, was located near Kaingaroa. • Four "new to Chathams" plant species were identified: <i>Ranunculus muricatus</i>, <i>Arenaria serpyllifolia</i>, <i>Glyceria serpyllifolia</i> and <i>G. maxima</i>. Bathurst Burr seed was also found on imported woolly rams, which were shorn at the wharf to minimise risk. • A lizard was found at the Chatham Islands Airport. This lizard was identified as a common New Zealand skink which is not found on the Chatham Islands. Larvae of spittlebugs were unable to be positively identified and will be resampled in summer. A species of ant and weevil were also identified as native to the Chathams. While it would appear that there is an upward trend in "new to Chathams" species, it is more likely that the detection and interception of these species is due to increased surveillance by SPS Biosecurity, Freight Handlers, the Environment Canterbury Biosecurity Officer and increased community awareness.
Maintaining an internal border between Chatham Island, Pitt Island and New Zealand.	Training provided to freight handlers at major ports supplying the Chatham Islands. Establishing a partnership with Biosecurity NZ to develop a marine Biosecurity plan as a part of the internal border.	Achieved. Awareness and skill checks were provided to key freight handling staff. The training focused on the four fundamental aspects of quarantine: <ul style="list-style-type: none"> • Clean; • Treat; • Isolate; and • Report Skill checks have been conducted for employees of 44 South Shipping, Black Robin Freighters, Air Chatham's staff and cargo handlers in the Chatham Islands, Auckland, Wellington, Christchurch and Timaru. The Chatham Islands Marine Biosecurity Partnership Action Plan was discussed at the forum members meeting in November 2010. Funding issues are yet to be resolved and will be discussed at a future meeting.
Public awareness.	Regular media coverage of pests.	Regular articles have been placed in the "Chatham Islander". These articles have highlighted topical biosecurity issues, including weed issues and the rat-free status of Pitt Island. Agrichain and SPS have compiled a series of pest leaflets which discuss the "safe" importation of goods.

2. Monitoring and enforcing operational and property plans

Measure	Target	Actual
Results of enforcement action to ensure landowners and occupiers do not introduce, sell, propagate or distribute pest species. Results of enforcement action to ensure landowners carry out control of feral goats and gorse.	80% of plans implemented.	No enforcement action carried out in 2010/11. A structured programme of property inspections for gorse was formulated in June 2011. Mount Hutt Helicopters was not available to carry out aerial pest control during 2010/11. This delayed gorse spraying programmes and the aerial control of feral goats. The ground control of feral goats will be discussed with affected landowners.



Council Responsibilities, Issues and Projects during 2010/11

EMERGENCY MANAGEMENT

CIVIL DEFENCE

Council is part of the Chatham Islands Civil Defence Emergency Management Group (the Chatham Islands CDEM Group). The Chatham Islands CDEM Group has been delegated the full powers and responsibilities of the Rural Fire Authority. The Group is required to have the following plans in place: an up to date CDEM Group Plan, a Rural Fire plan and a Maritime Oil Spill plan.

1. Co-ordinating hazard analysis and planning and raising community preparedness. Providing an effective emergency response and recovery capability

Measure	Target	Actual
The state of readiness of the Emergency Operations Centre, including staff and volunteers, emergency management equipment, control facilities and communication systems.	a. 100% readiness, 24-hours/7 days. b. 100% of staff and volunteers are appropriately trained and resourced.	a. Achieved. The Emergency Operations Centre has essential emergency management equipment, control facilities and communication systems in place. b. Achieved. All staff and volunteers are appropriately trained and resourced. Staff and volunteer training is ongoing.
The percentage of members of the multi-agency response team who have completed basic specialist emergency services training.	80%.	44% (nine members, four holding certificate in Emergency Management Training).
The percentage of residents who consider they are prepared and know what to do in an emergency.	75% of residents are well prepared or prepared. (Measured on a scale of well prepared, prepared, not well prepared).	82% of respondents felt they were prepared or well prepared, 10% felt they were not prepared or not very well prepared, and 8% had no opinion. This exceeds the target of 75% in the LTCCP.

2. Encouraging lifelines utilities to increase infrastructural resilience

Measure	Target	Actual
The percentage of lifelines utilities that have identified the hazards with potential to affect their infrastructure.	100%.	100% of Chatham Islands' infrastructure would be affected by the occurrence of a natural hazard. A Hazard Risk Management Plan is in place.

3. Providing support and assisting the social, emotional, economic and physical well-being of individuals and communities following emergency events

Measure	Target	Actual
The effectiveness of recovery assistance after emergencies.	Subject to the scale of the emergency and the level of demand: a. Immediate welfare needs of those affected have been met. b. Systems have been established or reinstated to assist individual and community self-sufficiency. c. Essential services have been restored to minimum operating levels.	One tsunami alert occurred during 2010/11. This alert did not result in a full activation of the Emergency Operations Centre (EOC). a. Not applicable. b. Not applicable. c. Not applicable.

RURAL FIRE

Measure	Target	Actual
Time taken to respond to events.	100% are responded to within 1 hour of notification.	No events occurred this year.

OIL SPILL

1. Working closely with providers and community groups to ensure integrated planning, analysis and the provision of services to ensure a safe and secure community

Measure	Target	Actual
Number of training exercises.	At least one water equipment deployment exercise conducted annually	Achieved. One training exercise was undertaken.
Time taken to evaluate reports of oil spills.	Oil spill reports evaluated within 1 hour of notification.	Achieved. No oil spills were reported during 2010/11.



Council Responsibilities, Issues and Projects during 2010/11

COASTS, HARBOURS AND NAVIGATION

Under the Local Government Act 2002 and the Maritime Safety Act 1994, Council has responsibility for addressing matters of navigation safety. The Maritime Transport Act 1994 also requires Council to prepare, maintain and review contingency plans for a regional oil spill. For the purposes of responding to oil spills, the Region's area of responsibility extends to the territorial boundary of 12 nautical miles.

1. The community receives a service which meets its needs for safety

Measure	Target	Actual
Public satisfaction with administration of bylaws.	Establish an upward trend for satisfaction. (Measured by annual survey on a scale of very satisfied, satisfied, dissatisfied, very dissatisfied).	Overall, 42% of respondents were satisfied or very satisfied, 4% dissatisfied or very dissatisfied and 54% had no opinion. The target for the LTCCP is to 'establish an upward trend'. The reported 2009/10 result was 48%. The 2010/11 result represents a downward trend from 2009/10.
Formally respond to incidents and deal with complaints within 7 days.	85% responded to within 7 days.	Achieved. Two incidents were responded to. The complaints related to a leadlight outage and minor wharf maintenance.

2. Navigational aids are maintained in proper working order

Measure	Target	Actual
The frequency of inspection of leading lights.	Quarterly.	Five inspections at Kaingaroa and two inspections at Owenga.
The time to replace outages.	Outages replaced within 24 hours.	Achieved. One outage was responded to and replaced within 24 hours through a Council arrangement with Chatham Island Electricity Ltd.
Number of complaints about navigation aids.	No more than five a year.	Achieved. Two complaints were received.

3. Lifeline access is provided between Chatham Island and Pitt Island

Measure	Target	Actual
The availability of the Owenga Wharf for safe and efficient movement of people, stock and goods.	At all times.	Achieved. No safety or inefficiency complaints were received.



FINANCIAL OVERVIEW

Summary Statement of Comprehensive Income and Statement of Changes in Equity for the year ended 30 June 2011

	\$000	\$000	\$000
	Actual 2010/11	Annual Plan 2010/11	Actual 2009/10
Rates	453	434	405
Grants and Subsidies	5,485	6,833	6,699
Other Revenue	478	440	428
Total Revenue	6,416	7,707	7,532
Operating Expenditure	6,526	5,503	5,642
Surplus/ (Deficit)	(111)	2,204	1,890
Increase in the Revaluation Reserve	-	7,500	248
Comprehensive Income	(111)	9,704	2,138
Equity at the beginning of the year	43,860	45,304	41,722
Equity at the end of the year	43,749	55,008	43,860

Summary Statement of Financial Position as at 30 June 2011

Equity	43,749	55,008	43,860
Current Assets	781	559	1,021
Non-Current Assets	45,348	56,458	45,255
Total Assets	46,129	57,017	46,276
Less			
Current Liabilities	1,720	1,332	1,652
Non-Current Liabilities	660	677	764
Total Liabilities	2,380	2,009	2,416
Net Assets	43,749	55,008	43,860

Summary Statement of Cashflows for the year ended 30 June 2011

	\$000	\$000	\$000
	Actual 2010/11	Annual Plan 2010/11	Actual 2009/10
Net Cashflows from Operating Activities	2,084	4,084	4,149
Net Cashflows from Investing Activities	(2,310)	(4,270)	(5,196)
Net Cashflows from Financing Activities	74	16	73
Net Cashflows from the Year	(152)	(170)	(974)
Opening Cash Balance	(357)	(468)	617
Closing Cash Balance	(509)	(638)	(357)



FINANCIAL OVERVIEW

Revenue is 83% of budget. The lower than budgeted revenue is due to a delay in funding for the new landfill.

The landfill funding that was delayed totalled \$1.45 million. The actual NZTA Subsidy was \$109,000 higher than budget.

Expenditure was \$1.0 million higher than budget. This variance was mainly due to roading costs being \$850,000 higher than budget.

The increase in roading costs was caused by higher than budgeted roading maintenance costs, an unbudgeted loss on the disposal of a road and higher than budgeted depreciation costs.

NOTES TO THE SUMMARY FINANCIAL STATEMENTS FOR THE YEAR ENDED 30 JUNE 2011

Council has prepared the Summary Annual Report to provide an overview of Council's performance. The disclosures in the Summary Annual Report have been extracted from the Annual Report, which was adopted on 26 October 2011. The full Annual Report received an unqualified opinion. The Summary Annual Report cannot be expected to provide as much detail as the full Annual Report.

Thus the full Annual Report will provide a more complete understanding of Council's operations. The full Annual Report is available from Council on request. Council can be contacted by telephone on (03) 305-0033 or via Council's website at www.cic.govt.nz.

ACCOUNTING POLICIES

Council is a public benefit entity. Council's financial statements comply with NZ GAAP, NZ IFRS and other applicable financial standards, as appropriate for public benefit entities. The financial statements in the summary annual report are presented in New Zealand dollars and are rounded to the nearest thousand dollars.

INDEPENDENT AUDITOR'S REPORT

To the readers of Chatham Islands Council's summary of the annual report for the year ended 30 June 2011.

We have audited the summary of the annual report (the summary) as set out on pages 1 to 13, which was derived from the audited statements in the annual report of the Chatham Islands Council (the Council) for the year ended 30 June 2011 on which we expressed an unmodified audit opinion in our report dated 26 October 2011.

THE SUMMARY COMPRISES:

- the summary statement of financial position as at 30 June 2011, and summaries of the statement of comprehensive income, statement of changes in equity and statement of cash flows for the year then ended; and
- the summary of the Chatham Islands Council's non-financial performance information and summaries of other information contained in its annual report.

OPINION

In our opinion, the information reported in the summary complies with FRS-43: Summary Financial Statements and represents, fairly and consistently, the information regarding the major matters dealt with in the annual report.

BASIS OF OPINION

The audit was conducted in accordance with the Auditor General's Auditing Standards, which incorporate the International Standards on Auditing (New Zealand).

The summary and the audited statements from which they were derived, do not reflect the effects of events that occurred subsequent to our report dated 26 October 2011 on the audited statements.

The summary does not contain all the disclosures required for audited statements under generally accepted accounting practice in New Zealand. Reading the summary, therefore, is not a substitute for reading the audited statements in the annual report of the Chatham Islands Council.

RESPONSIBILITIES OF THE COUNCIL AND THE AUDITOR

The Council is responsible for preparing the summary in accordance with FRS-43: Summary Financial Statements.

We are responsible for expressing an opinion on the summary, based on the procedures required by the Auditor General's auditing standards and the International Standard on Auditing (New Zealand) 810: Engagements to Report on Summary Financial Statements.

Other than in our capacity as auditor we have no relationship with, or interest in, the Chatham Islands Council.

Bede Kearney,

Audit New Zealand

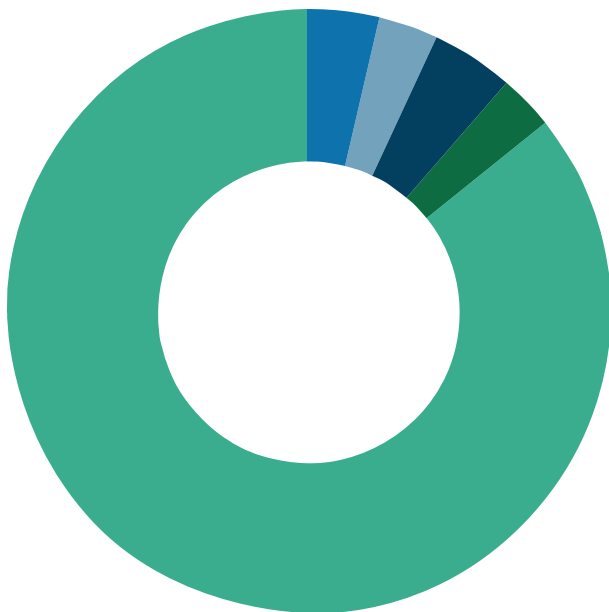
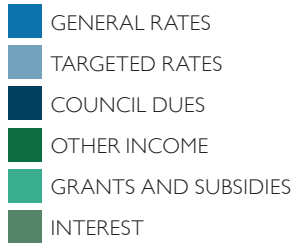
On behalf of the Auditor General

Christchurch, New Zealand

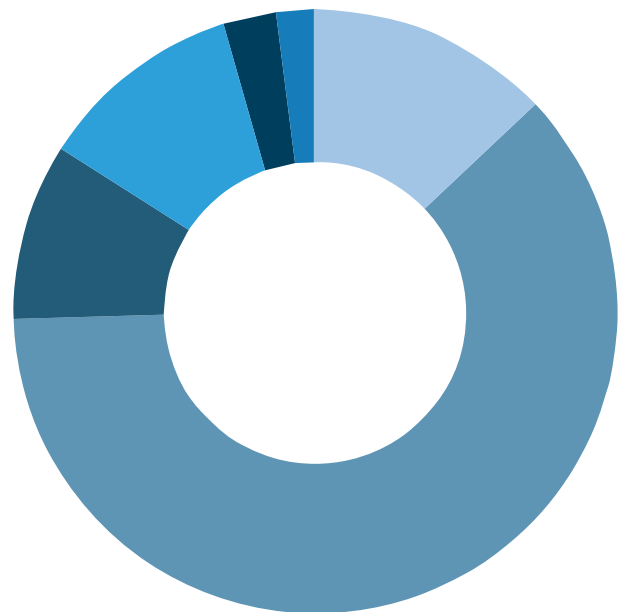
17 November 2011

FINANCIAL OVERVIEW

SOURCES OF REVENUE



USE OF FUNDS



COUNCIL FINANCIAL STATISTICS

Financial Statistics	Actual 2010/11	Actual 2009/10
Proportion of Rates Revenue to Total Revenue	7.06%	5.4%
Proportion of Dues Revenue to Total Revenue	4.25%	3.7%
Net Public Debt (as a percentage of Total Assets)	2.35%	1.13%
Public Debt (per rateable property)	\$2,023	\$923
Public Debt (per capita)	\$1,771	\$819

The Chatham Islands – General Statistics

The Chatham Islands are a group of 10 islands, of which only two are inhabited. The total population is only 612 people. The main settlements are Waitangi, Kaingaroa, Owenga, Te One, Port Hutt and Pitt Island.

The Islands are serviced by ports at Waitangi and Owenga on Chatham Island, with local fishing harbours at Kaingaroa, Port Hutt and Flower Pot on Pitt Island. Shipping links are from Timaru and Napier and there are direct air service links to Christchurch, Wellington, Napier and Auckland.

